


H & H Specialties Inc.

manufacturer of stage equipment

Orpheum Theatre, Phoenix, Arizona Photo Credit: Gary Quesada, Hedrick Blessing



Teatro Zarragoza, Six Flags Fiesta Texas



Kentucky Educational Television Facility, Lexington, Kentucky Photo Credit: Richard J. Nix




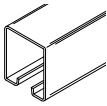

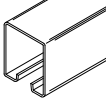

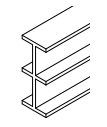

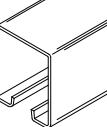

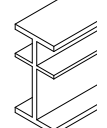

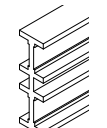

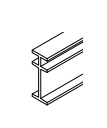

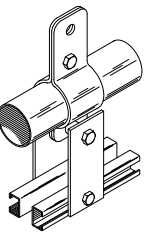

Segerstrom Hall © 2007 Lawrence Anderson/LawrenceAnderson.net

H & H Specialties has manufactured stage curtain tracks and rigging equipment for entertainment and performing arts facilities for over 40 years under the Atlas Silk® trademark. During this time, users have come to expect their equipment to accommodate increased loads, operate smoother, perform more difficult tasks, and last longer. H & H Specialties has continually worked with architects, consultants and users in designing products to meet these requirements.

Our products are stocked and sold by established dealers throughout the United States, Canada, Mexico and many other countries, providing local sources for the supply, installation and maintenance of our equipment. In addition, the factory's design and manufacturing capabilities are available to create custom modified equipment for special applications.



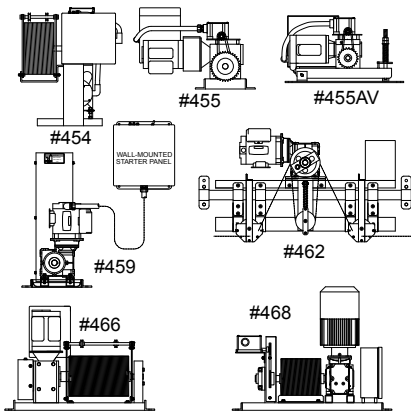
CURTAIN TRACK SELECTION GUIDE

Model No.	Cross Section	Isometric View	Recommended Working Load ^{1,2}	Carrier Length ³	Estimated Shipping Weight	Usage
			per carrier	inches	lb/ft	
101 116	 1-3/4"W x 2"H		3 5	1-3/16 1-5/16	2.5	Standard-duty straight track for curtains up to 40 feet. Can be walk-along or cord operated.
201 221 228	 1-3/4"W x 2"H		5 4 10	1-3/4 1-1/4 1-3/4	3	Black finished, medium-duty straight track for curtains up to 48 feet. Can be walk-along or cord operated.
301 316 328	 1"W x 2-1/2"H		5 7 7	1-5/16	2	Standard-duty curved or straight track for curtains up to 60 feet. Can be walk-along or cord operated. Cord operated tracks cannot be reverse curved. Ideal for TV studios or stage use.
401 416 418 428	 2-5/8"W x 2-3/4"H		6 25 25 15	1-5/8 2-1/16 2-1/16 2-1/16	4.5	Model 401 straight track for curtains up to 60 feet. Can be walk-along or cord operated. Model Nos. 416, 418, and 428 for curtains of almost any length.
501 516	 1-5/8"W x 3-1/4"H		25 25	2-1/4	4.5	Heavy-duty curved or straight track for curtains of almost any length. Can be reverse curved for walk-along or cord operated use. Ideal for TV studios, stage, and auditorium dividers.
601 616 628	 1"W x 3-3/8"H		5 7 7	1-5/16	2	Medium-duty curved or straight track for curtains up to 60 feet. Walk-along or cord operated. Cord operated tracks cannot be reversed curved.
701 716 728	 5/8"W x 1-11/16"H		2 4 4	1-1/16	1	Light-duty curved or straight track for curtains up to 40 feet. Walk-along use only.
818			25	2-1/8	9	Heavy-duty curved or straight open style track for TV studios. Available in single and double configurations for walk-along use only.
1018	 3-1/4"W x 9-3/8"H		25	2-1/4	10	Heavy-duty, exceptionally quiet open style straight track for professional theatre and TV studio use. Cord operated only.

1. Recommended working load per carrier for cord operated tracks. Total weight of drapery, track length, and model used will determine ease of operation of the track system. Curtain weight per carrier is based upon a typical spacing of 12" on center across the top of the curtain.
2. Hanger spacing dependent on carrier load, see catalog for recommendations. Track hangers must be supported from overhead structure by appropriate means.
3. Per carrier. To determine stacking space, see explanation in catalog.



CURTAIN MACHINE SELECTION GUIDE



H & H Specialties manufactures a complete line of machines for motorizing stage and acoustic curtains. Draw machines for operating curtain tracks are available with grooved winding drums, traction drives, or sprocket drives. Lift Machines for masking and lift curtains are available with grooved winding drums or sprocket drives. All machines are equipped with magnetic reversing starters and limit switches for fully automatic operation between preset curtain positions. An unlimited number of remote control stations can be utilized, in addition to the local controls included on each machine. Each single phase motor is instantly reversing, eliminating the need for safety time-delay relays. All curtain machines are equipped with low voltage control circuits.

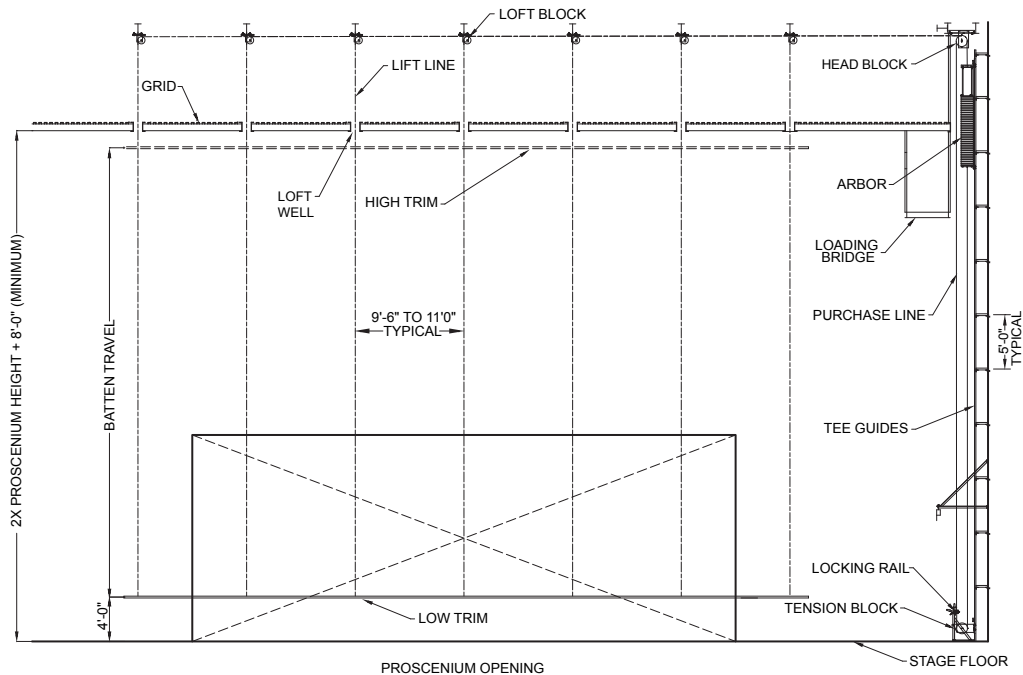
Most curtain machines may be modified with optional features. Contact the factory for further information.

MODEL NO.	DRIVE STYLE	MACHINE TYPE	HP	INPUT VOLTS	PHASE	AMPS	OUTPUT TORQUE (lb-in)	CABLE SPEED (ft/min)	LIFT CAPACITY (lbs)	MAX. TRAVEL (ft)
454	Drum	Draw	1/3	115	1	4.8	487	89	-	45
			1/2	115	1	6.4	731	89	-	45
			3/4	115	1	11.2	1035	94	-	45
			1	115	1	13.2	1054	128	-	45
454VS	Drum	Variable Speed Draw	1/2	115	1	12.0	527	26-130	-	45
			1	115	1	15.0	1054	26-130	-	45
455AV	Sprocket	Masking	1/3	115	1	4.8	442	36	125	12
455	Sprocket	Lift	3/4	115	1	11.5	707	64	220	32
			1	115	1	13.5	943	64	295	32
			1-1/2	208	3	6.0	1480	99	370	40
459	Traction	Draw	1/3	115	1	4.8	254	78	-	Unlimited
			1/2	115	1	6.4	381	78	-	Unlimited
			3/4	115	1	11.2	571	83	-	Unlimited
			1	115	1	13.2	695	99	-	Unlimited
462	Traction	Track-Mounted Draw	1/3	115	1	4.8	254	78	-	Unlimited
			1/2	115	1	6.4	381	78	-	Unlimited
			3/4	115	1	11.2	571	83	-	Unlimited
			1	115	1	13.2	695	99	-	Unlimited
462VS-1	Traction	Variable Speed Draw	1	115	1	15.0	574	26-130	-	Unlimited
462VS-2	Traction	Variable Speed Draw	2	208-240	3	8.6	634	52-260	-	Unlimited
463	Traction	Draw	1/2	115	1	6.4	381	78	-	Unlimited
			3/4	115	1	11.2	571	83	-	
466	Drum	Draw	1/2	115	1	6.4	471	85	-	80
			3/4	115	1	11.2	707	90	-	80
			1	115	1	13.2	943	90	-	80
466VS-1	Drum	Variable Speed Draw	1	115	1	15.0	761	25-126	-	80
468	Drum	Lift	3/4	115	1	11.5	834	73	185	36
			1	115	1	13.5	1112	73	250	36
			1-1/2	208	3	6.0	1480	111	330	45

COUNTERWEIGHT RIGGING

The type of counterweight rigging system furnished on a stage is dependent on facility use, operational requirements, building configuration, and cost. Actual equipment required will be determined by these design parameters. The drawing below represents a typical cross-section through a stage looking toward the proscenium and identifies the major system components.

H & H Specialties Inc. has designed each of its rigging products with careful consideration given to safety, ease of operation, and longevity. Catalogs describing our standard drapery tracks and stage rigging components are available in both printed and electronic form, as well as assistance in developing customized equipment for specific applications.



Typical Underhung Counterweight System



For further information contact the factory:



2203 Edwards Avenue • P.O. Box 9327 • South El Monte, CA 91733
 626 575-0776 • 800 221-9995
 Fax 626 575-3004 • www.hhspecialties.com

